

CE ISO High Productivity Automatic Starch Mogul Line Jelly Bean Gummy Candy Production Line

Specifications :

| | |
|---------------|-----------------------|
| Payment Terms | L/C T/T Western Union |
|---------------|-----------------------|

Detail Introduction :



Automatic Starch Mogul Line

Product Description

The CLM-S300A/800A Full-Automatic starch mogul line is special designed and manufactured for middle or large scale production full automation requirement. According to the starch mould jelly/gummy candy processing technology, Automatic starch mogul line consists three main part: cooking unit, starch cavities making and depositing, de-starch and drying unit. Each unit can be customized as per the automation and capacity requirement.


The automatic starch mogul line can make single color, two color up and down, two color side by side, multi color (optional) starch jelly candy or gummy candy, controlled by PLC and Servo (option), the high-quality products can be made by this machine.





Automatic Starch Mogul Line Technical specification

| Model | CLM-S300A | CLM-S800A |
|----------------------------|-----------------------|-----------------|
| Capacity(kg/h) | Upto 300 | Upto 800 |
| Rated Speed (n/min) | 10~30 | 10~30 |
| Weight of each candies(g): | As per the candy size | |
| Electric power | 18kw/380V | 95kw/380V |
| Steam requirement | 300kg/h, 6bar | 800kg/h, 8bar |
| Compressed air requirement | 200CBM/hr, 6bar | 400CBM/hr, 6bar |
| Gross weight (kgs) | Approx.6500 | Approx.16500 |





YOUR RELIABLE
BUSINESS PARTNER!

info@sinofude.com

